

Overdoors

Overdoors extend the door case up to the ceiling cornice from the top of the door frame. Overdoors arose from the need to unify the decorative scheme of a room, and in general they reflect the style of its fixed principal components which may include coves, crowns, friezes, and other mouldings.



BL - Bottom Length, TL - Top Length, H - Height, BW - Bottom Width, TW - Top Width



OV801

BL: 6' 9 1/4", TL: 7' 3/4", H: 9 3/4", BW: 1 1/2", TW: 4"



OV802

BL: 4' 5", TL: 4' 8", H: 9, BW: 5 1/2", TW: 8"



OV803

BL: 3' 10 1/2", H: 1' 8", BW: 1 1/2", TW: 2"



OV804


BL: 2' 11", TL: 4' 2", H: 1' 2", BW: 1", TW: 2 1/2"

BL - Bottom Length, TL - Top Length, H - Height, BW - Bottom Width, TW - Top Width



OV805

TL: 4' 11", H: 9, BW: 1/2", TW: 1 1/2"



OV806

BL: 6' 6", TL: 26 1/2", H: 4 3/4,



OV807

BL: 6' 6", TL: 26 1/2", H: 4 3/4,

BL - Bottom Length, TL - Top Length, H - Height, BW - Bottom Width, TW - Top Width



OV808

BL: 4' 6", TL: 25 1/4", H: 3"



OV809


BL: 5', TL: 9 1/2", H: 2"



OV810


TL: 3' 10 3/4", BL: 4' 8 1/2", H: 11' 3 3/4", BW: 1", TW: 5 7/8"

BL - Bottom Length, TL - Top Length, H - Height, BW - Bottom Width, TW - Top Width



OV811

TL: 3' 10 ³/₄", BL: 4' 8 ¹/₂", H: 11' 3 ³/₄", BW: 1", TW: 5 ⁷/₈"



OV812

TL: 3' 10 ³/₄", H: 6", BW: ⁵/₈", Width: 2"